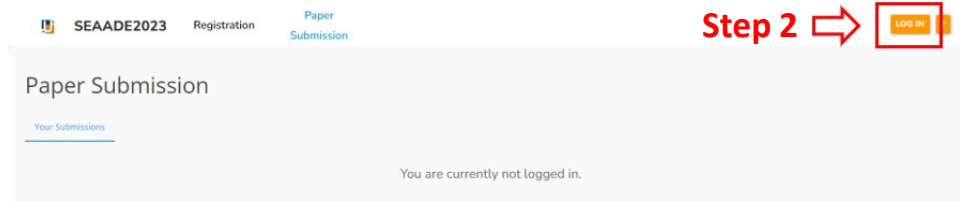


A Guide to Submitting Abstracts for SEAADE 2023

For first-time submission of abstracts, an account needs to be created. To create an account, follow **Steps 1 – 5**. If you have already created an account, you can access the system by following Steps 1 – 4.

Step 1: Click on <https://uvents.nus.edu.sg/event/seaade2023/paperrreview>

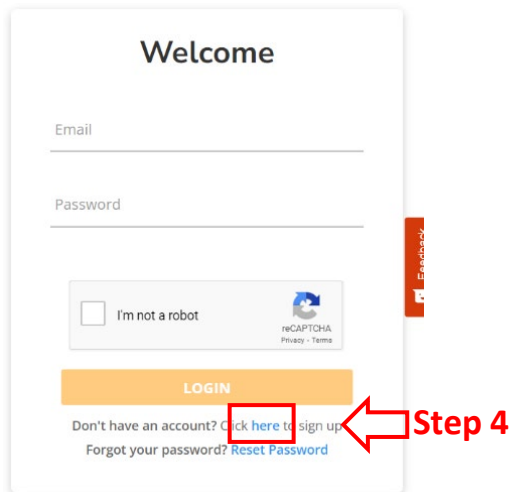
Step 2: Click on “Log in”.



Step 3: Click on “NON-NUS USER LOGIN”.

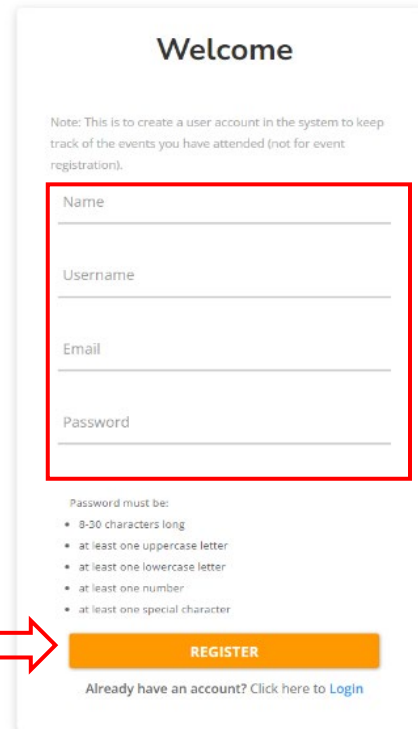


Step 4: Create an account if you have not previously done so. Click on “**here**”



Step 5: Fill in the details (e.g. Name, Username, E-mail, Password) and click “**Register**”.

Upon creating an account, login to <https://uvents.nus.edu.sg/event/seaade2023/paperrreview> to begin your Abstract submission.



Step 6: Click on “**New Submission**” to submit the abstract according to the instructions.

